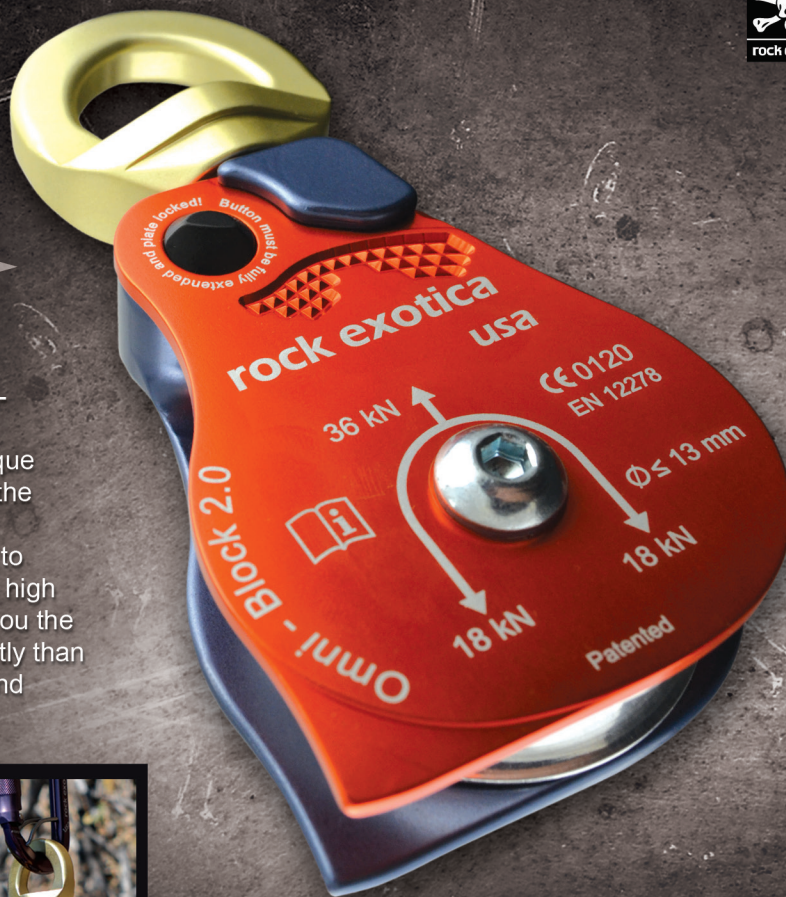


## OMNI BLOCK SWIVEL PULLEYS

The patented Omni Block Swivel Pulley has proven its value through the years as a one-of-a-kind tool. Historically, the pulley has been used in conjunction with a carabiner and a swivel in many applications. The Omni Block Swivel Pulley is the one solution that replaces the need for all three. The unique double locking sideplate gives you secure access to the pulley while you're still connected to the anchor, as opposed to disconnecting a traditional pulley entirely to remove or attach the line. Whether your job involves high directionals or limb removals, the Omni Block gives you the most flexibility to do your job safely and more efficiently than a traditional pulley. The Omni is available in single and double sheave in 1.1", 1.5" and 2.0" tread diameters.



All Omni Block pulleys feature a safety catch that requires the user to push the release button a second time before the plate will open.

## FEATURES AND BENEFITS

- Gives you secure access to the pulley without the need to remove it from a carabiner.
- The swivel top allows the pulley to orient as needed in response to the load.
- The patented Omni Block is the only pulley on the market featuring a swivel top and sheaves accessible while still connected to the anchor.
- Pulley body is machined from a solid block of aluminum for strength and weight optimization.
- Shortens the length of rigging by combining the pulley and swivel in one device.
- Pulley utilizes high efficiency ball bearings.

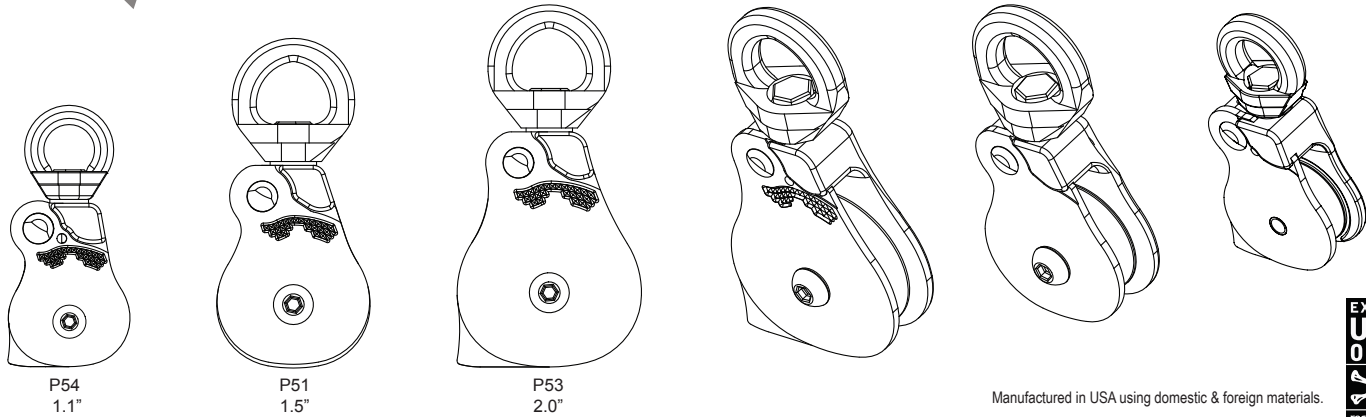


Shown here connected to the Vortex, the Omni Swivel Pulley saves a considerable amount of space in your rigging compared to a traditional pulley and swivel.





SPEC SHEET — OMNI SWIVEL PULLEY



Manufactured in USA using domestic & foreign materials.



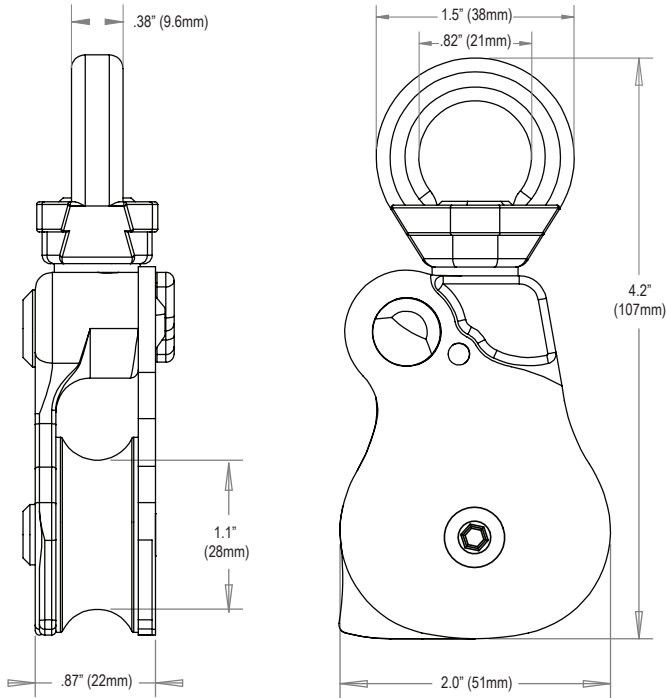
PRODUCT SPECS

	Part #	Sheave Diameter	Sheave Material	Available Colors	Weight	MBS	WLL	Max Rope	Certification
Omni 1.1" Single	P54 / P54-B	1.1" (28mm)	Aluminum	Standard/Black	5.1oz (145gm)	23kN	5kN	.5" (13mm)	CE
Omni 1.1" Double	P54 D / P54 D-B	1.1" (28mm)	Aluminum	Standard/Black	8.0oz (229gm)	23kN	5kN	.5" (13mm)	Pending CE
Omni 1.5" Single	P51 / P51-B	1.5" (38mm)	Aluminum	Standard/Black	9.2oz (260gm)	36kN	8kN	.5" (13mm)	CE / UIAA
Omni 1.5" Steel	P51 SS / P51 SS-B	1.5" (38mm)	Stainless Steel	Standard/Black	10.7oz (303gm)	36kN	8kN	.5" (13mm)	CE / UIAA
Omni 1.5" Shackle	P51 SH-B	1.5" (38mm)	Aluminum	Black ONLY	10.7oz (303gm)	36kN	8kN	.5" (13mm)	CE / UIAA
Omni 1.5" Double	P51 D / P51 D-B	1.5" (38mm)	Aluminum	Standard/Black	14.5oz (411gm)	36kN	8kN	.5" (13mm)	CE / UIAA
Omni 2.0" Single	P53 / P53-B	2.0" (51mm)	Aluminum	Standard/Black	12.3oz (348gm)	36kN	8kN	.5" (13mm)	CE / UIAA
Omni 2.0" Double	P53 D / P53 D-B	2.0" (51mm)	Aluminum	Standard/Black	20.9oz (591gm)	40kN	10kN	.5" (13mm)	CE / UIAA

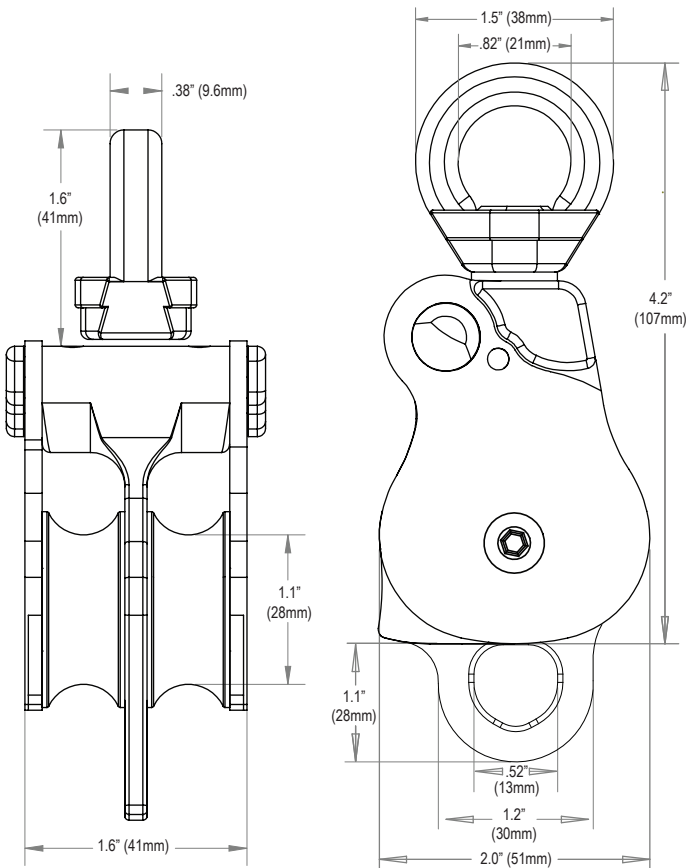
PRODUCT DRAWINGS & DIMENSIONS

P54 1.1" SINGLE SHEAVE

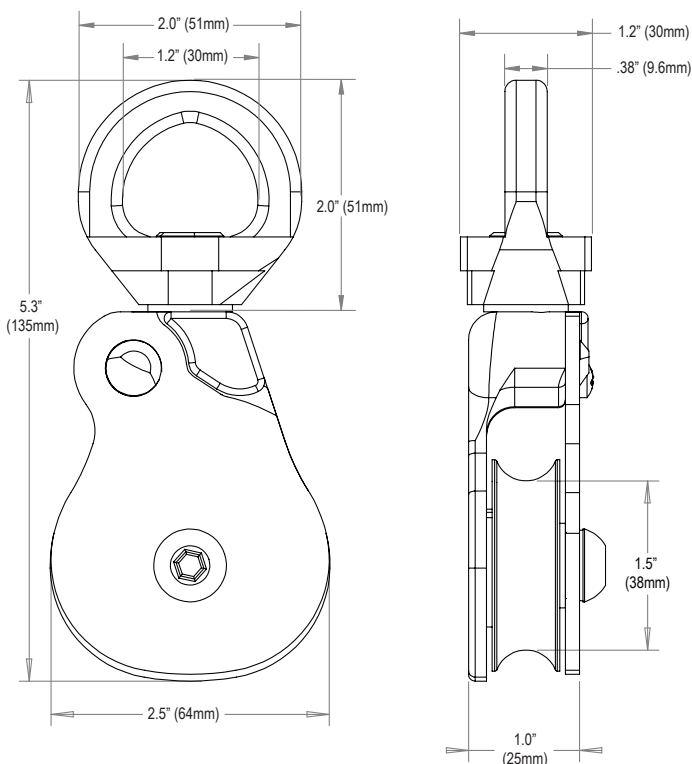
The P54 1.1" Omni Pulley features a sideplate that can be locked by inserting a screw into the sideplate.



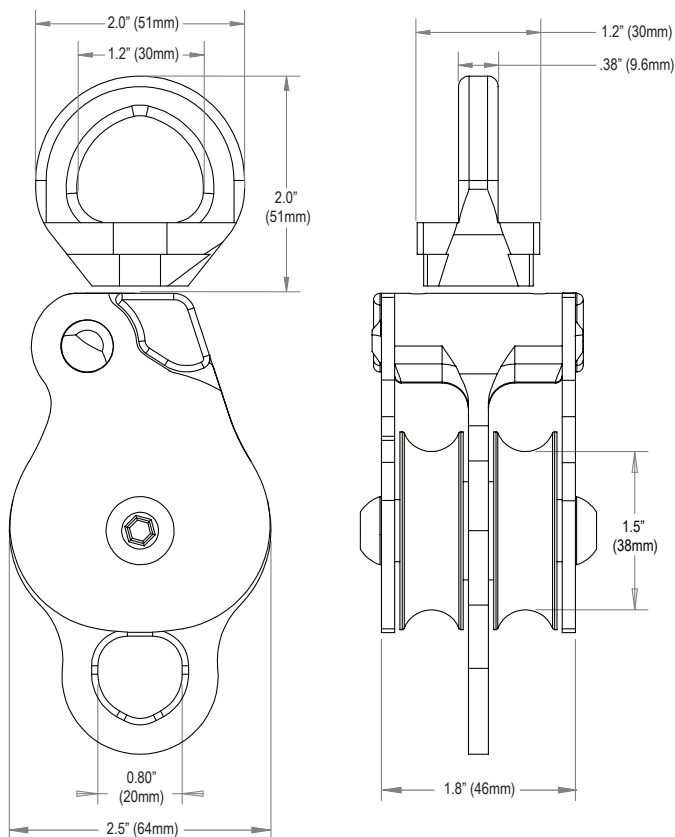
P54 D 1.1" DOUBLE SHEAVE



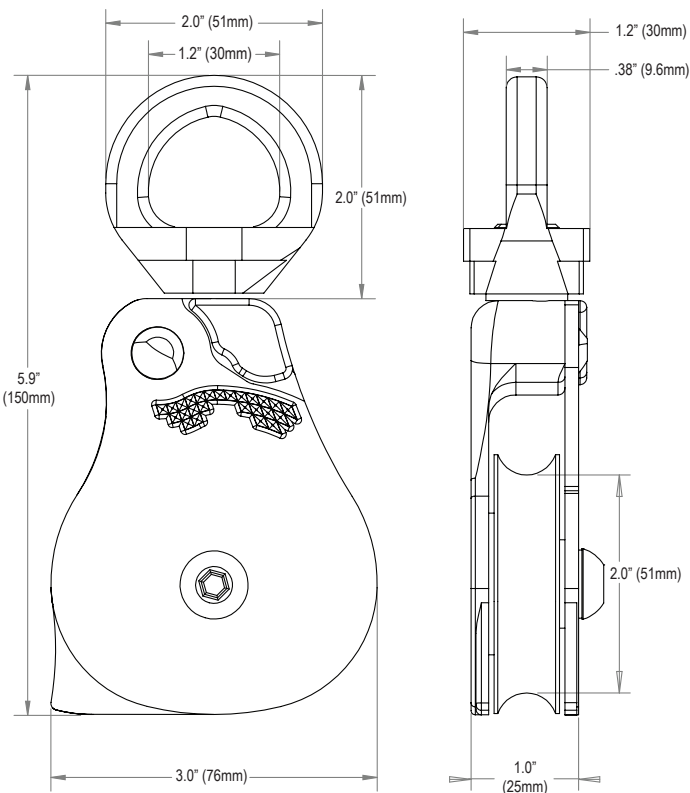
# P51 1.5" SINGLE SHEAVE



# P51 D 1.5" DOUBLE SHEAVE



# P53 2.0" SINGLE SHEAVE



# P53 D 2.0" DOUBLE SHEAVE

